
















Task for *Family Forest*

Student self-evaluation checklist

		
Green means: GO, I have done this!	Yellow means: WAIT, I am nearly there!	Red means: STOP, I need to try again!

Tick or draw your face in the colour that shows how you are going with this work.

1. I can use describing words from the class word bank.			
2. I am writing about my family members as if they were different trees.			
3. I am writing using sentences with capital letters and punctuation.			
4. I am reading my work as I write to check how it looks and sounds.			
5. A friend or teacher can read and understand my description.			

(ACELY 1661)